

# Mastering Tattoo® ID

## 6 Reasons To Attend

- 1 Make your job easier with experts' tips and techniques.
- 2 Learn secrets of making your labeling system work for you.
- 3 Gain insights into anticipating and avoiding technical problems.
- 4 Find shortcuts and creative solutions that save hours.
- 5 See how others are applying Tattoo ID to meet their needs
- 6 Increase confidence and productivity with valuable knowledge and skills.

Mastering Tattoo ID is a powerful workshop that is designed for everybody involved in the label production process.

The purpose of the workshop is to promote efficient label production, increase compliance and enhance participants' knowledge of the capabilities of Tattoo ID.

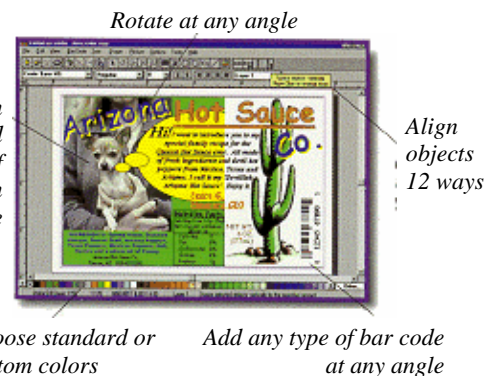
Participants are introduced to the features of Tattoo ID through hands-on activities in which they practice and refine their label design skills. The Tattoo ID workshop provides all the skills necessary to achieve success with Tattoo ID.

### *Learn How to Increase Efficiency.*

The Tattoo ID workshop covers all the skills needed to maximize your labeling systems efficiency and increase your staffs' productivity. This workshop will save you many hours, enable you to build technical solutions and stay in compliance today and in the future.

Whether you are designing and printing labels for internal use, or for your customers, Tattoo ID training enables you to produce impressive labels with or without bar codes, rich color output, professional type and superior graphics. In addition to labels, you will learn how to design other business documents such as business cards and invoices.

Tattoo ID training is well organized, easy to understand and will save you money and time by increasing your labeling systems efficiency.



### **Enroll today!**

### **Who Should Attend?**

This workshop enhances the design skills of all Tattoo ID users. It is recommended for primary label designers as well as for back up staff.



Tattoo ID is a division of Integrated Software Design, Inc.  
171 Forbes Blvd., Mansfield, MA 02048  
Tel: 800.600.2242 ! Fax: 508.339.2257  
E-mail: support@isdweb.com

[www.isdweb.com](http://www.isdweb.com)

***Ensure your success—  
get trained!***


# Your labeling system's success depends on your staff's ability to use it effectively.

Tattoo ID is a flexible software package with a wide range of capabilities. Using features such as database connectivity, link fields and command line options can increase your labeling system's efficiency.

### Command Line Options

Command line can be used when a user does not want to interact with Tattoo. Tattoo ID supports several different command line options to allow you to control its operation. The first option on the command line is to load Tattoo and then load the file followed by the options. The following command line loads the label file "l04.ltd" prints the file prompting the user for the number of labels and then exits from Tattoo ID.

```
Tattoo -l "l04.ltd" -p 10
```




There are many control options to control specific functions within Tattoo ID

-e	exit Tattoo ID when the job is complete	-m	print entire merge files
-s	exit and save	-p	print full page of label
-t	updates date and time stamps	-n	number of labels
-d	updates serial numbers	-l	layers button
-g	update starting records	-pc	print number of labels, number of copies

(Refer to Tattoo ID User's Guide - page 159 -168 Appendix B) 22

Successful label designers must be skilled at understanding the features that are available and how to use them.

### Add A Database File and its Fields



- Selecting the Add File button on the Merge File Information dialog displays the Open Merge File dialog. From this dialog, select the database for the label.
- After selecting the file to add and pressing the OK button on the Open Merge File dialog, the Add Label Fields dialog is displayed. This dialog allows you to add the fields from the database to the first label as Text, Bar Code, or Picture.

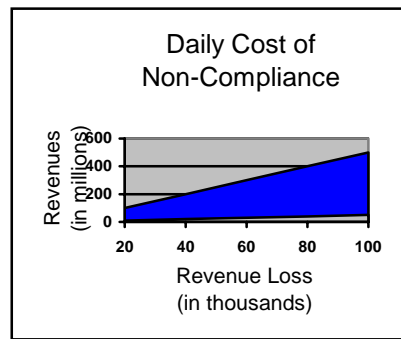
(Refer to Tattoo ID User's Guide - page 58) 25

The Tattoo ID workshop reviews all of the software's features and their applications so you can get the maximum results from your labeling system in the minimum amount of time.

## The successful label manager understands the importance of compliance.

Many businesses have established bar coding, labeling, packaging and shipping requirements and standards for their suppliers, as well as for their internal operations. Government agencies (i.e. OSHA, FDA, DOT) have also established regulatory guidelines designed to protect consumers and the environment from potentially hazardous products. Conformance to packaging, labeling and shipping requirements affects the bottom line.

Customer imposed fines for incorrect labeling, fines and legal costs due to violation of regulatory requirements, and lost business due to non-conformance to customer requirements can be enormous.



It is therefore of the utmost importance that your primary and back up staff be well trained.

## The comprehensive Tattoo ID Workshop is a must for everyone involved in label production!

The Mastering Tattoo ID Workshop covers all the important features and functions.

- ✓ System Requirements
- ✓ The Tattoo ID Main Window
- ✓ Choosing a Label
  - Draw Lines and Shapes
  - Add Text
  - Text Properties
  - Add Bar Code
  - Bar Code Types
  - Bar Code Properties
  - Import Pictures
  - Use of the Rotation Tool
  - Position and Align Fields
  - Grouping
  - Save File (field description - associated passwords)
- ✓ Product Labels
  - Shapes and Pictures
  - Layers
  - Prompt at Print Time
  - Link Field
  - Merge Info/File field
- ✓ Box Labels
  - Duplicate/Replicate
  - Serial Number
- ✓ Shipping Labels
  - Log Data
- ✓ Printing
  - Print Screen
  - Print Setup Screen
- ✓ Private consultation with our labeling software and design specialists

This workshop uses a proven method that enables your staff to learn how to use Tattoo ID most effectively in their environment. They will leave with solutions to all of their labeling concerns and answers to all of their questions. Upon completion of the workshop participants receive a training manual, Tattoo ID user manual and a Certificate of Completion.

# REGISTER NOW FOR A SPECIAL LIMITED TIME OFFER!

**Use this form and pay \$1,295 for the first participant, additional participants \$995 each!**

*(Regular Price: \$ 1,495 per person)*

Complete this form and call 800.600.2242, fax it to 508.339.2257, or mail it to Tattoo ID Training, ISD, 171 Forbes Blvd., Mansfield, MA 02048.

To maximize the learning process, workshop size is limited to 12.

Tuesday 9am - 4:30pm (catered breakfast & lunch)  
 Wednesday 9am - 3pm (catered breakfast & lunch)

Company \_\_\_\_\_

Address \_\_\_\_\_

City, State, Zip \_\_\_\_\_

Telephone \_\_\_\_\_ Fax \_\_\_\_\_

Participant #1 \_\_\_\_\_ E-mail \_\_\_\_\_

Participant #2 \_\_\_\_\_ E-mail \_\_\_\_\_

PO # \_\_\_\_\_ Signature \_\_\_\_\_

We request that all participants bring a laptop, external mouse and a sample of their labeling requirements to the workshop.

ISD training in Mansfield, MA is easily accessible to world famous educational institutions, beautiful beaches, cultural and historical attractions in two major cities.



32 miles to Boston, MA.  
 15 miles to Providence, RI  
 20 miles to Cape Cod, MA

New England has much to offer in every season. Enjoy daffodil festivals in spring, out-of-the-way fresh water fishing holes in summer, spectacular foliage in autumn or ski at some of the best resorts in the East in winter.

There is something for everybody in New England. Visit world-class art museums that are ranked among the country's best or explore the scenic beauty of 18th and 19th century homes as you walk the Freedom Trail. From gourmet dining to picnicking at the Boston Pops, it's all nearby!

## What our customers say...


*"The instructor did a great job of presenting the material..."*

*"The hands-on training made the course very valuable..."*

*"I enjoyed the presentation immensely...simplified, streamlined and informative..."*

*"I had all my questions answered and I feel comfortable about my future use with Tattoo..."*

*"The course was very well introduced. The instructor took time to go over any information that I did not understand..."*



### Transportation:

- ◆ Logan Airport, Boston, MA
- ◆ T.F. Green Airport, Warwick, RI

### Hotel:

- ◆ Holiday Inn – Mansfield, MA
- ◆ Call 508.339.4928 x 301 for details on participant discounts



---

*Tattoo ID is a division of Integrated Software Design, Inc.*  
171 Forbes Blvd., Mansfield, MA 02048  
Tel: 800.600.2242 ! Fax: 508.339.2257  
E-mail: support@isdweb.com

[www.isdweb.com](http://www.isdweb.com)



*Ensure your success—  
get trained!*

# Mastering Tattoo ID

*A Comprehensive Two-Day Workshop*